FAIRCHILD SEMICONDUCTOR®

May 2006

FGA15N120ANTD
1200V NPT Trench IGBT

Features

- NPT Trench Technology, Positive temperature coefficient
- Low saturation voltage: $V_{CE(sat), typ}$ = 1.9V @ I_C = 15A and T_C = 25°C
- Low switching loss: $E_{off, typ}$ = 0.6mJ @ I_C = 15A and T_C = 25°C
- Extremely enhanced avalanche capability

Description

Using Fairchild's proprietary trench design and advanced NPT technology, the 1200V NPT IGBT offers superior conduction and switching performances, high avalanche ruggedness and easy parallel operation.

This device is well suited for the resonant or soft switching application such as induction heating, microwave oven, etc.



TO-3P

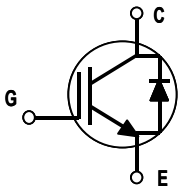

Absolute Maximum Ratings

Symbol	Description		FGA15N120ANTD	Units
V_{CES}	Collector-Emitter Voltage		1200	V
V_{GES}	Gate-Emitter Voltage		± 20	V
I_C	Collector Current	@ T_C = 25°C	30	A
	Collector Current	@ T_C = 100°C	15	A
I_{CM}	Pulsed Collector Current (Note 1)		45	A
I_F	Diode Continuous Forward Current	@ T_C = 100°C	15	A
I_{FM}	Diode Maximum Forward Current		45	A
P_D	Maximum Power Dissipation	@ T_C = 25°C	186	W
	Maximum Power Dissipation	@ T_C = 100°C	74	W
T_J	Operating Junction Temperature		-55 to +150	°C
T_{stg}	Storage Temperature Range		-55 to +150	°C
T_L	Maximum Lead Temp. for soldering Purposes, 1/8” from case for 5 seconds		300	°C

Thermal Characteristics

Symbol	Parameter	Typ.	Max.	Units
$R_{\theta JC}$	Thermal Resistance, Junction-to-Case for IGBT	--	0.67	°C/W
$R_{\theta JC}$	Thermal Resistance, Junction-to-Case for Diode	--	2.88	°C/W
$R_{\theta JA}$	Thermal Resistance, Junction-to-Ambient	--	40	°C/W

Notes:
(1) Repetitive rating: Pulse width limited by max. junction temperature

©2006 Fairchild Semiconductor Corporation

Package Marking and Ordering Information

Device Marking	Device	Package	Reel Size	Tape Width	Quantity
FGA15N120ANTD	FGA15N120ANTD	TO-3P	--	--	30

Electrical Characteristics of the IGBT T_C = 25°C unless otherwise noted

Symbol	Parameter	Test Conditions	Min.	Typ.	Max.	Units
Off Characteristics						
I_{CES}	Collector Cut-Off Current	$V_{CE} = V_{CES}$, V_{GE} = 0V	--	--	3	mA
I_{GES}	G-E Leakage Current	$V_{GE} = V_{GES}$, V_{CE} = 0V	--	--	± 250	nA
On Characteristics						
$V_{GE(th)}$	G-E Threshold Voltage	I_C = 15mA, $V_{CE} = V_{GE}$	4.5	6.5	8.5	V
$V_{CE(sat)}$	Collector to Emitter Saturation Voltage	I_C = 15A, V_{GE} = 15V	--	1.9	2.4	V
		I_C = 15A, V_{GE} = 15V, T_C = 125°C	--	2.2	--	V
		I_C = 30A, V_{GE} = 15V	--	2.3	--	V
Dynamic Characteristics						
C_{ies}	Input Capacitance	V_{CE} = 30V, V_{GE} = 0V, f = 1MHz	--	2650	--	pF
C_{oes}	Output Capacitance		--	143	--	pF
C_{res}	Reverse Transfer Capacitance		--	96	--	pF
Switching Characteristics						
$t_{d(on)}$	Turn-On Delay Time	V_{CC} = 600 V, I_C = 15A, R_G = 10Ω, V_{GE} = 15V, Inductive Load, T_C = 25°C	--	15	--	ns
t_r	Rise Time		--	20	--	ns
$t_{d(off)}$	Turn-Off Delay Time		--	160	--	ns
t_f	Fall Time		--	100	180	ns
E_{on}	Turn-On Switching Loss		--	3	4.5	mJ
E_{off}	Turn-Off Switching Loss		--	0.6	0.9	mJ
E_{ts}	Total Switching Loss		--	3.6	5.4	mJ
$t_{d(on)}$	Turn-On Delay Time	V_{CC} = 600 V, I_C = 15A, R_G = 10Ω, V_{GE} = 15V, Inductive Load, T_C = 125°C	--	15	--	ns
t_r	Rise Time		--	20	--	ns
$t_{d(off)}$	Turn-Off Delay Time		--	170	--	ns
t_f	Fall Time		--	150	--	ns
E_{on}	Turn-On Switching Loss		--	3.2	4.8	mJ
E_{off}	Turn-Off Switching Loss		--	0.8	1.2	mJ
E_{ts}	Total Switching Loss		--	4.0	6.0	mJ
Q_g	Total Gate Charge	V_{CE} = 600 V, I_C = 15A, V_{GE} = 15V	--	120	180	nC
Q_{ge}	Gate-Emitter Charge		--	16	22	nC
Q_{gc}	Gate-Collector Charge		--	50	65	nC

Electrical Characteristics of DIODE T_C = 25°C unless otherwise noted

Symbol	Parameter	Test Conditions		Min.	Typ.	Max.	Units
V_{FM}	Diode Forward Voltage	I_F = 15A	T_C = 25°C	--	1.7	2.7	V
			T_C = 125°C	--	1.8	--	
t_{rr}	Diode Reverse Recovery Time	I_F = 15A dI/dt = 200 A/µs	T_C = 25°C	--	210	330	ns
			T_C = 125°C	--	280	--	
I_{rr}	Diode Peak Reverse Recovery Current		T_C = 25°C	--	27	40	A
			T_C = 125°C	--	31	--	
Q_{rr}	Diode Reverse Recovery Charge		T_C = 25°C	--	2835	6600	nC
			T_C = 125°C	--	4340	--	

Typical Performance Characteristics

Figure 1. Typical Output Characteristics

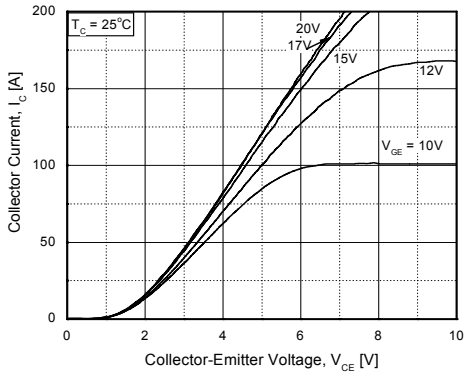

Figure 2. Typical Saturation Voltage Characteristics

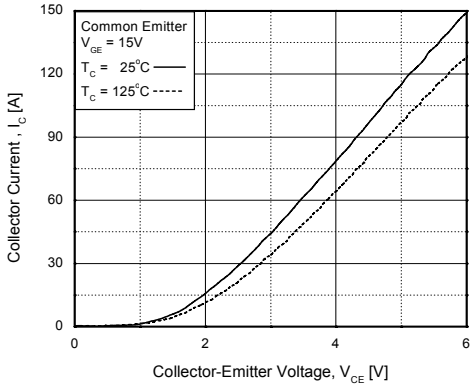

Figure 3. Saturation Voltage vs. Case Temperature at Variant Current Level

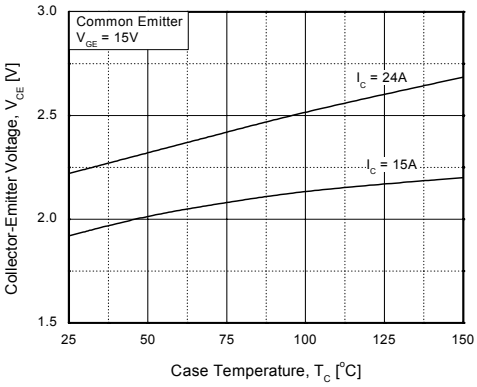

Figure 4. Saturation Voltage vs. V_{GE}

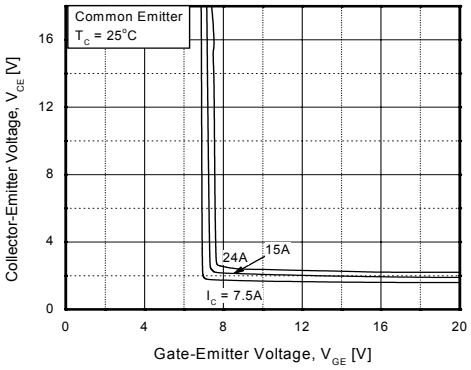

Figure 5. Saturation Voltage vs. V_{GE}

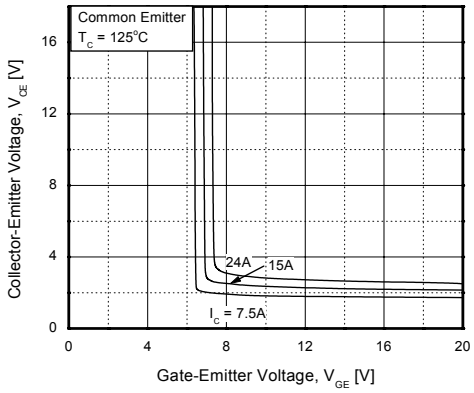

Figure 6. Capacitance Characteristics

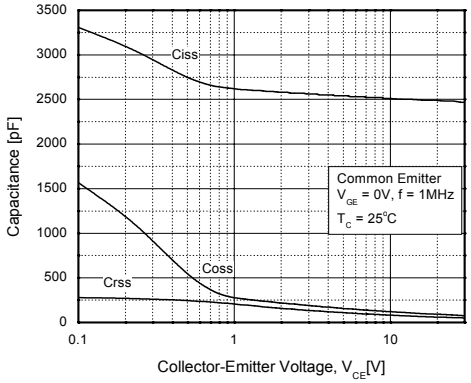

Typical Performance Characteristics (Continued)

Figure 7. Turn-On Characteristics vs. Gate Resistance

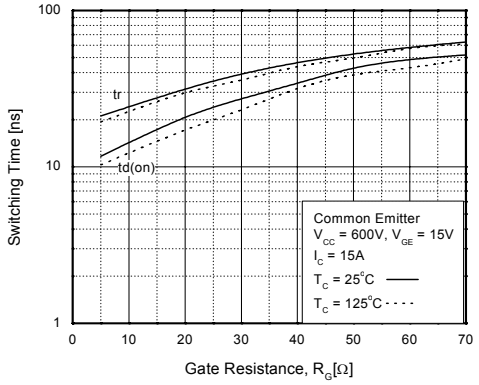

Figure 8. Turn-Off Characteristics vs. Gate Resistance

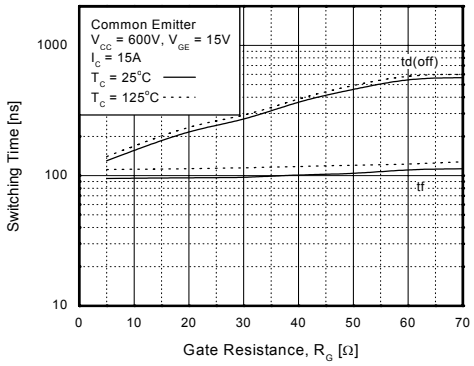

Figure 9. Switching Loss vs. Gate Resistance

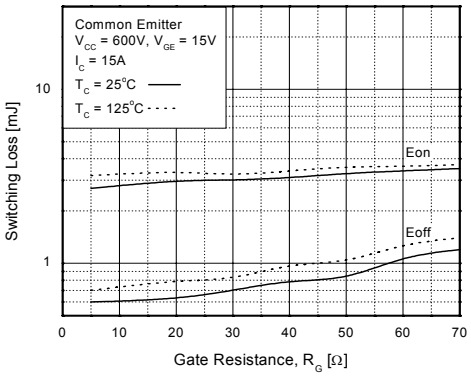

Figure 10. Turn-On Characteristics vs. Collector Current

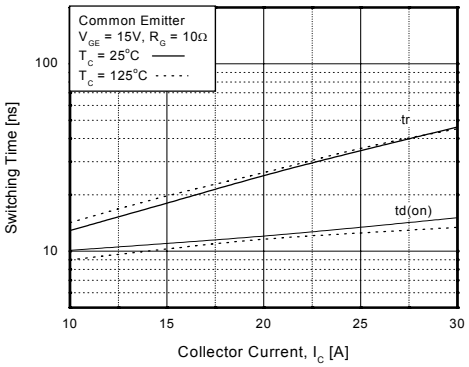

Figure 11. Turn-Off Characteristics vs. Collector Current

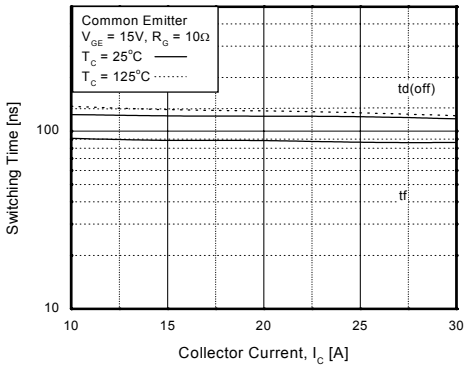

Figure 12. Switching Loss vs. Collector Current

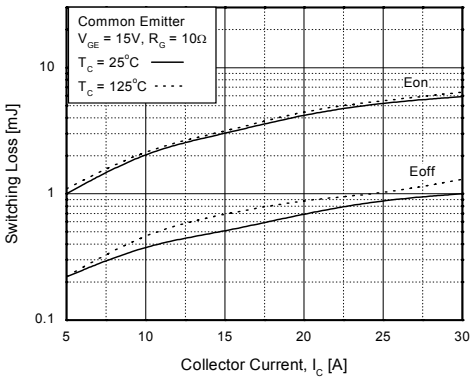

Typical Performance Characteristics (Continued)

Figure 13. Gate Charge Characteristics

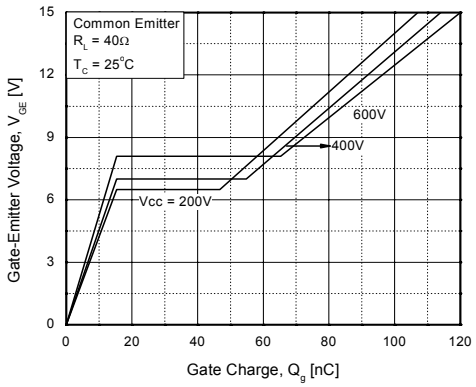

Figure 14. SOA Characteristics

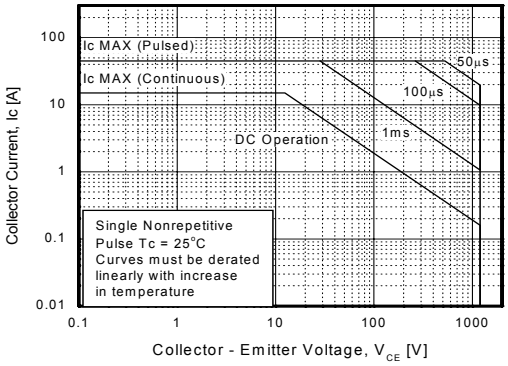

Figure 15. Turn-Off SOA

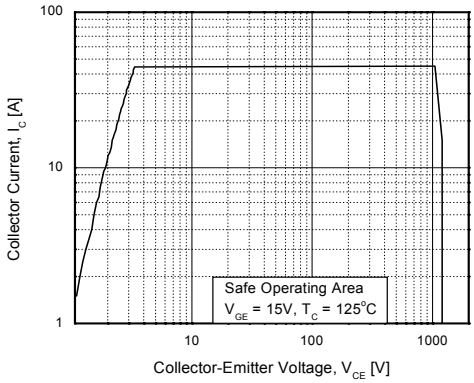

Figure 16. Transient Thermal Impedance of IGBT

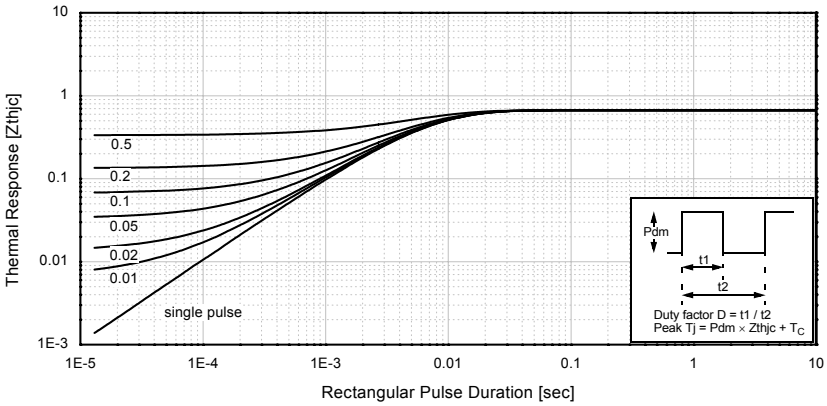

Typical Performance Characteristics (Continued)

Figure 17. Forward Characteristics

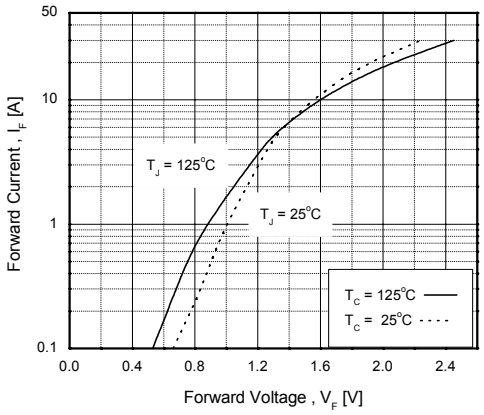

Figure 18. Reverse Recovery Current

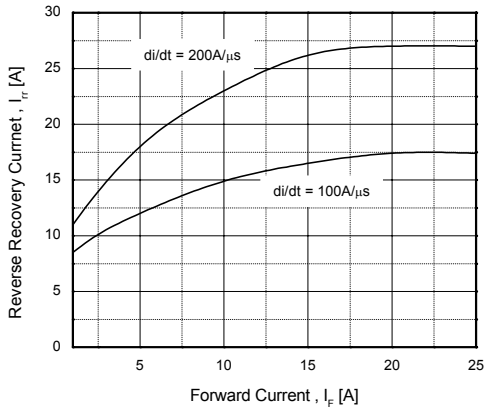

Figure 19. Stored Charge

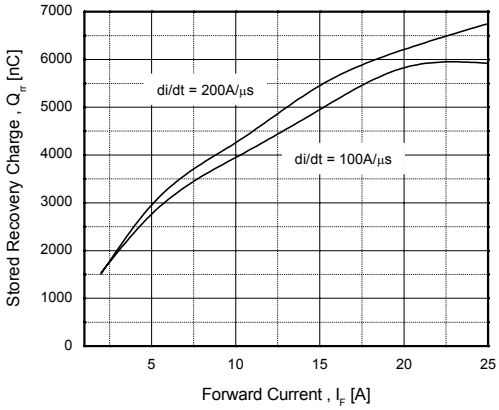

Figure 20. Reverse Recovery Time

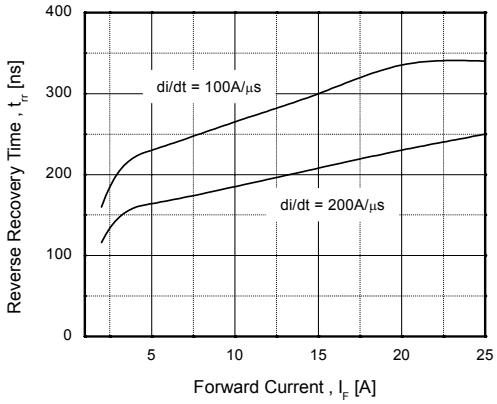

Mechanical Dimensions

TO-3P

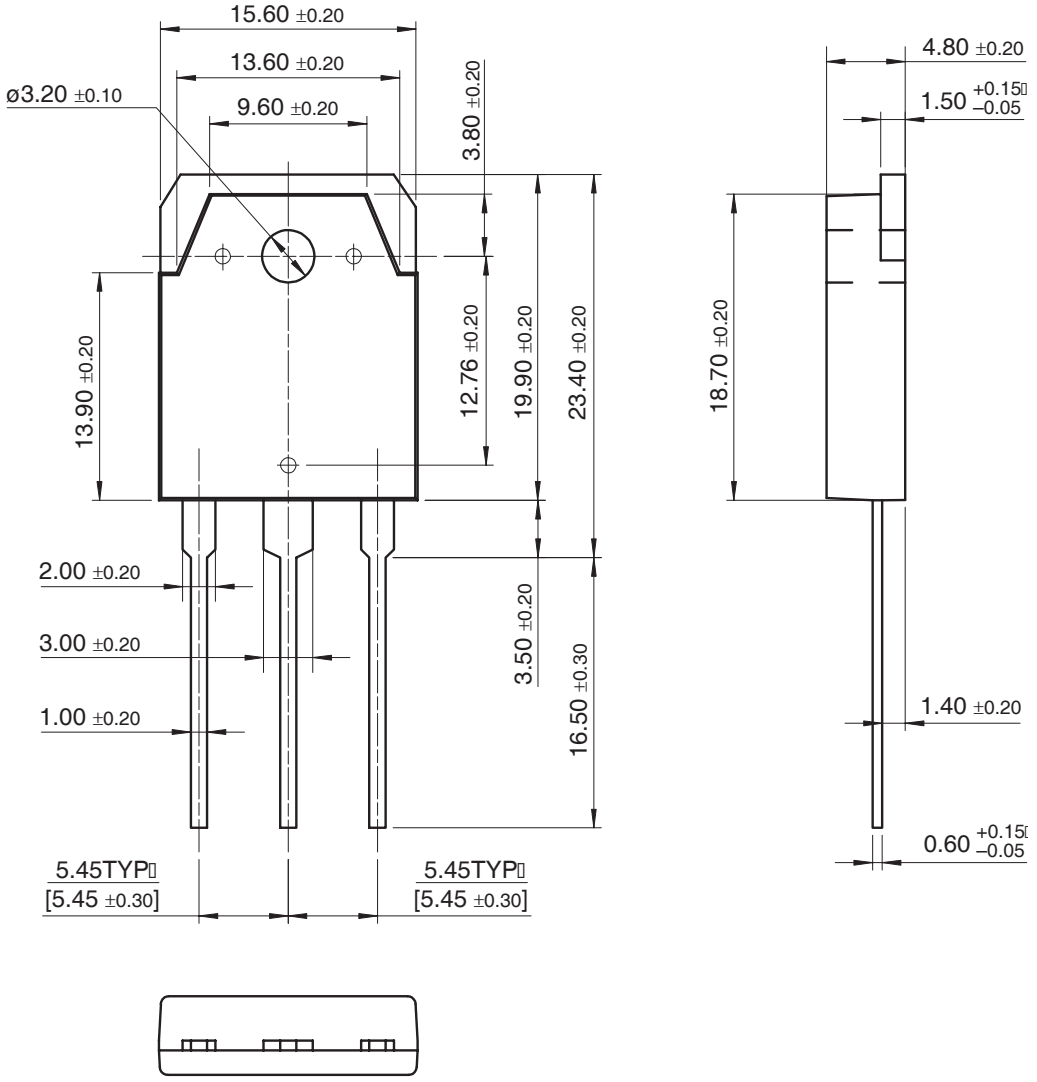

Dimensions in Millimeters

TRADEMARKS

The following are registered and unregistered trademarks Fairchild Semiconductor owns or is authorized to use and is not intended to be an exhaustive list of all such trademarks.

ACEx™
ActiveArray™
Bottomless™
Build it Now™
CoolFET™
CROSSVOLT™
DOME™
EcoSPARK™
E^2CMOS™
EnSigna™
FACT™
FACT Quiet Series™
Across the board. Around the world.™
The Power Franchise®
Programmable Active Droop™
FAST®
FASTr™
FPS™
FRFET™
GlobalOptoisolator™
GTO™
HiSeC™
I^2C™
i-Lo™
ImpliedDisconnect™
IntelliMAX™
ISOPLANAR™
LittleFET™
MICROCOUPLER™
MicroFET™
MicroPak™
MICROWIRE™
MSX™
MSXPro™
OCX™
OCXPro™
OPTOLOGIC®
OPTOPLANAR™
PACMAN™
POP™
Power247™
PowerEdge™
PowerSaver™
PowerTrench®
QFET®
QS™
QT Optoelectronics™
Quiet Series™
RapidConfigure™
RapidConnect™
µSerDes™
ScalarPump™
SILENT SWITCHER®
SMART START™
SPM™
Stealth™
SuperFET™
SuperSOT™-3
SuperSOT™-6
SuperSOT™-8
SyncFET™
TCM™
TinyLogic®
TINYOPTO™
TruTranslation™
UHC™
UniFET™
UltraFET®
VCX™
Wire™

DISCLAIMER

FAIRCHILD SEMICONDUCTOR RESERVES THE RIGHT TO MAKE CHANGES WITHOUT FURTHER NOTICE TO ANY PRODUCTS HEREIN TO IMPROVE RELIABILITY, FUNCTION OR DESIGN. FAIRCHILD DOES NOT ASSUME ANY LIABILITY ARISING OUT OF THE APPLICATION OR USE OF ANY PRODUCT OR CIRCUIT DESCRIBED HEREIN; NEITHER DOES IT CONVEY ANY LICENSE UNDER ITS PATENT RIGHTS, NOR THE RIGHTS OF OTHERS. THESE SPECIFICATIONS DO NOT EXPAND THE TERMS OF FAIRCHILD'S WORLDWIDE TERMS AND CONDITIONS, SPECIFICALLY THE WARRANTY THEREIN, WHICH COVERS THESE PRODUCTS.

LIFE SUPPORT POLICY

FAIRCHILD'S PRODUCTS ARE NOT AUTHORIZED FOR USE AS CRITICAL COMPONENTS IN LIFE SUPPORT DEVICES OR SYSTEMS WITHOUT THE EXPRESS WRITTEN APPROVAL OF FAIRCHILD SEMICONDUCTOR CORPORATION.
As used herein:

1. Life support devices or systems are devices or systems which, (a) are intended for surgical implant into the body, or (b) support or sustain life, or (c) whose failure to perform when properly used in accordance with instructions for use provided in the labeling, can be reasonably expected to result in significant injury to the user.

2. A critical component is any component of a life support device or system whose failure to perform can be reasonably expected to cause the failure of the life support device or system, or to affect its safety or effectiveness.

PRODUCT STATUS DEFINITIONS

Definition of Terms

Datasheet Identification	Product Status	Definition
Advance Information	Formative or In Design	This datasheet contains the design specifications for product development. Specifications may change in any manner without notice.
Preliminary	First Production	This datasheet contains preliminary data, and supplementary data will be published at a later date. Fairchild Semiconductor reserves the right to make changes at any time without notice in order to improve design.
No Identification Needed	Full Production	This datasheet contains final specifications. Fairchild Semiconductor reserves the right to make changes at any time without notice in order to improve design.
Obsolete	Not In Production	This datasheet contains specifications on a product that has been discontinued by Fairchild semiconductor. The datasheet is printed for reference information only.

Rev. I19